

DIAPHRAGM VACUUM PUMPS

DATA SHEET E 044



N 936.3 ANE

Concept

Diaphragm vacuum pumps from KNF are based on a simple principle - an elastic diaphragm, fixed on its edge, moves up and down its central point by means of an eccentric. In this way the medium is transferred using automatic valves.

Features

Uncontaminated flow

No contamination of the media due to oil-free operation

Specially developed for sterilisation and drying processes

Optimal flow characteristics for fast drying

Condensate-repellent surfaces in the flow area

Compact and powerful

Vacuum down to 35 mbar abs.

Maintenance free







Can operate in any installed position

Areas of use

These pumps are specially designed to satisfy the requirements of steam sterilisation and vacuum drying, leading to very reliable operation.

The pump heads are made of aluminum and in the supply area have a condensate-repellent surface with optimized flow paths. This technology facilitates good condensate removal and fast drying.

PERFORMANCE DATA

Type	Delivery (l/min)	Vacuum (mbar absolute)	atm. press.	Pressure (bar g)	Weight (kg)
N 936.3 ANE, 50 Hz	 36	35 		 0.5	5.2
N 936.3 ANE, 60 Hz	 39	35 		 0.5	5.2

N 936.3 ANE

PERFORMANCE DATA

Type	Delivery at atm. pressure (l/min) ¹⁾	Max. operating pressure (bar g)	Ultimate vacuum (mbar abs.)
N 936.3 ANE, 50 Hz	36±10%	0.5	35
N 936.3 ANE, 60 Hz	39±10%	0.5	35

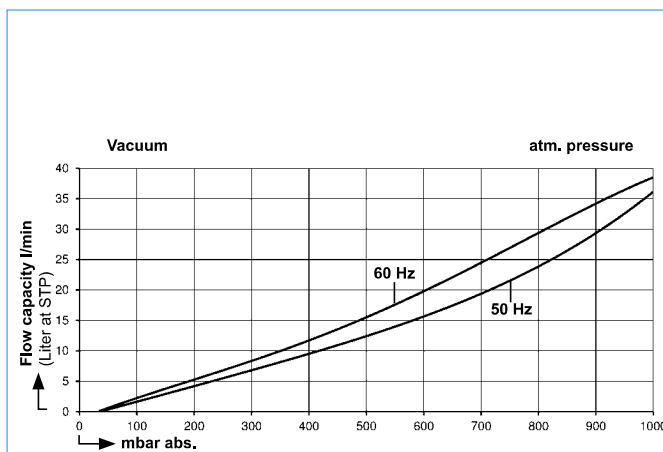
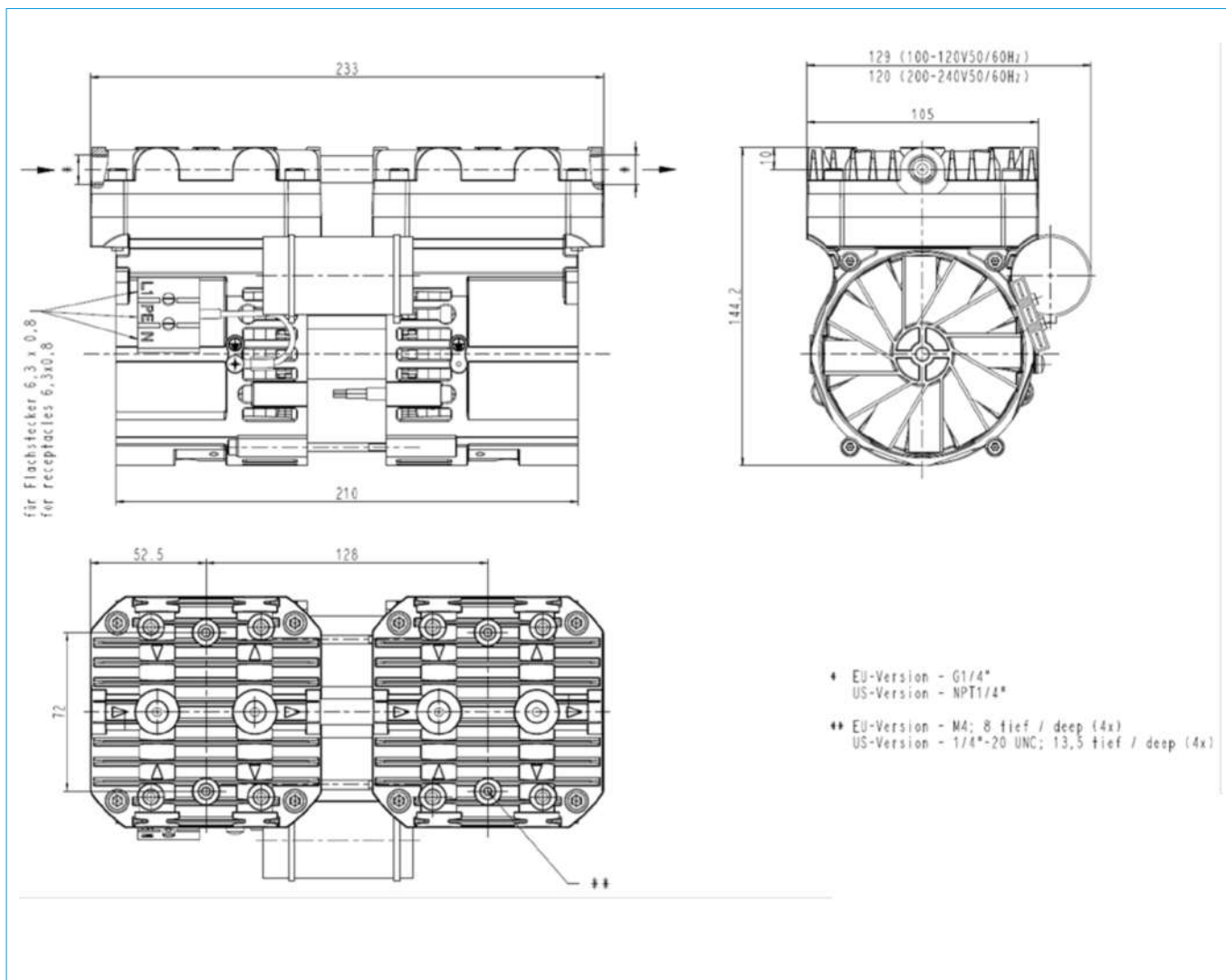
¹⁾ Liter at STP

MOTOR DATA

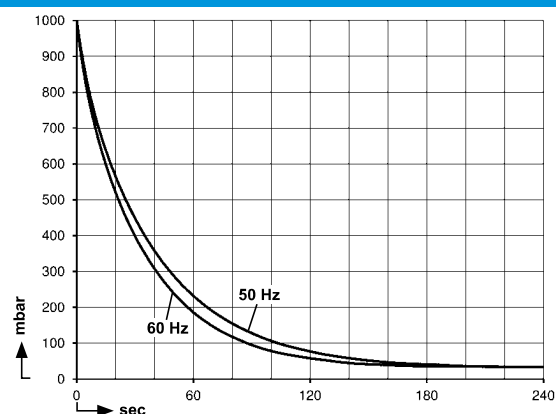
Protection class	IP 00	IP 00
Voltage (V)	200-240	100-120
Frequencies (Hz)	50/60	50/60
Power P ₁ (W)	170	170
I _{max} (A), 50/60 Hz	1.1/0.8	2.1/1.5

PUMP MATERIAL

Type	Pump head	Diaphragm	Valves
N 936.3 ANE	Aluminum	HNBR/stainless steel	HNBR

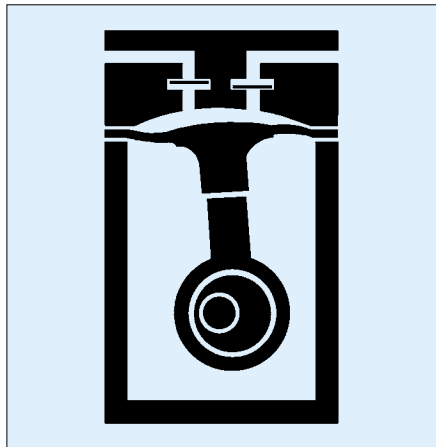


PUMP DOWN TIME FOR 20 LITER RECEIVER



Function of KNF diaphragm vacuum pumps and compressors

An elastic diaphragm is moved up and down by an eccentric (see illustration). On the down-stroke it draws the air or gas being handled through the inlet valve. On the up-stroke the diaphragm forces the medium through the exhaust valve and out of the head. The compression chamber is hermetically separated from the drive mechanism by the diaphragm. The pumps transfer, evacuate and compress completely oil-free.



Hints on installation and operation

- Range of use: Transferring air, gases and vapors at temperatures between +5 °C and +70 °C, intermittent 100 °C.
- Permissible ambient temperature: +15 °C and +60 °C, intermittent 70 °C.
- Please check the compatibility of the materials of the pump head, diaphragm and valves with the medium.
- The KNF product line contains pumps suitable for pumping aggressive gases and vapors - please contact us.
- The standard pumps are not suitable for use in areas where there is a risk of explosion. In these cases there are other products in the KNF program - please ask us for details.
- The pumps are not designed to start against pressure or vacuum; when a pump is switched on the pressure in the suction and pressure lines must be atmospheric. Pumps that start against pressure or vacuum are available on request.
- To prevent the maximum operating pressure being exceeded, restriction or regulation of the air flow should only be carried out in the suction line.
- Components connected to the pump must be designed to withstand the pneumatic performance of the pump.
- Install the pump so that the fan can draw in sufficient cooling air.